

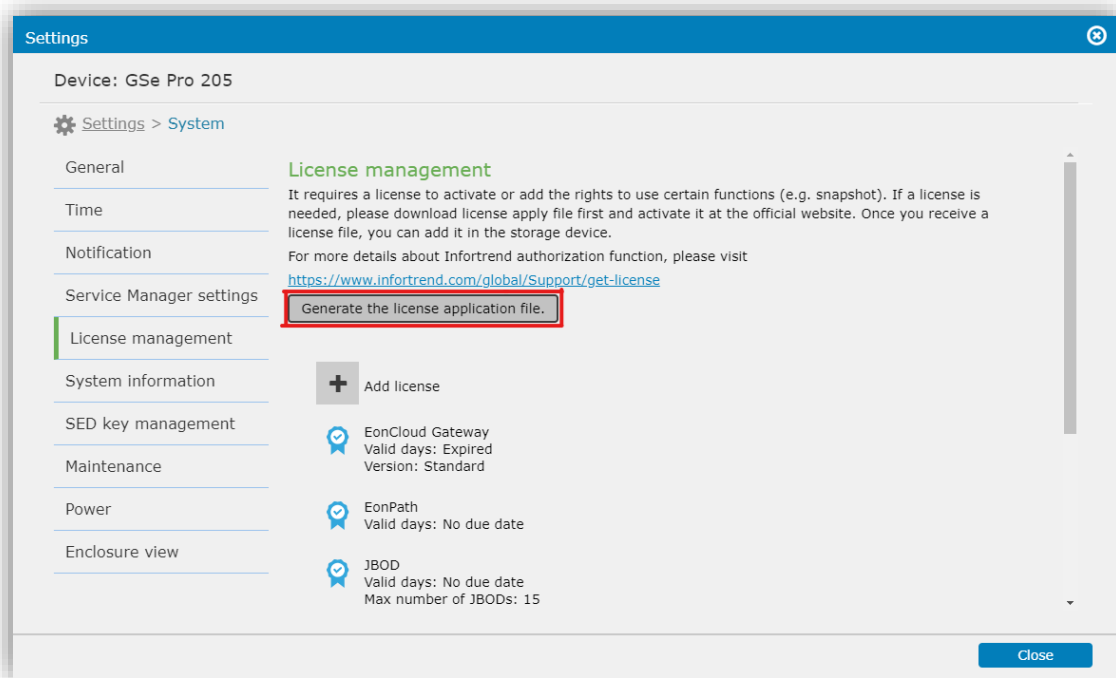
License Activation Guide for Software Promotion Program

This document is a step-by-step guide on how to activate the software promotion program license for EonStor GS and EonStor DS storage products. Please follow the instructions to activate the license.

Step 1: Generate the license application file

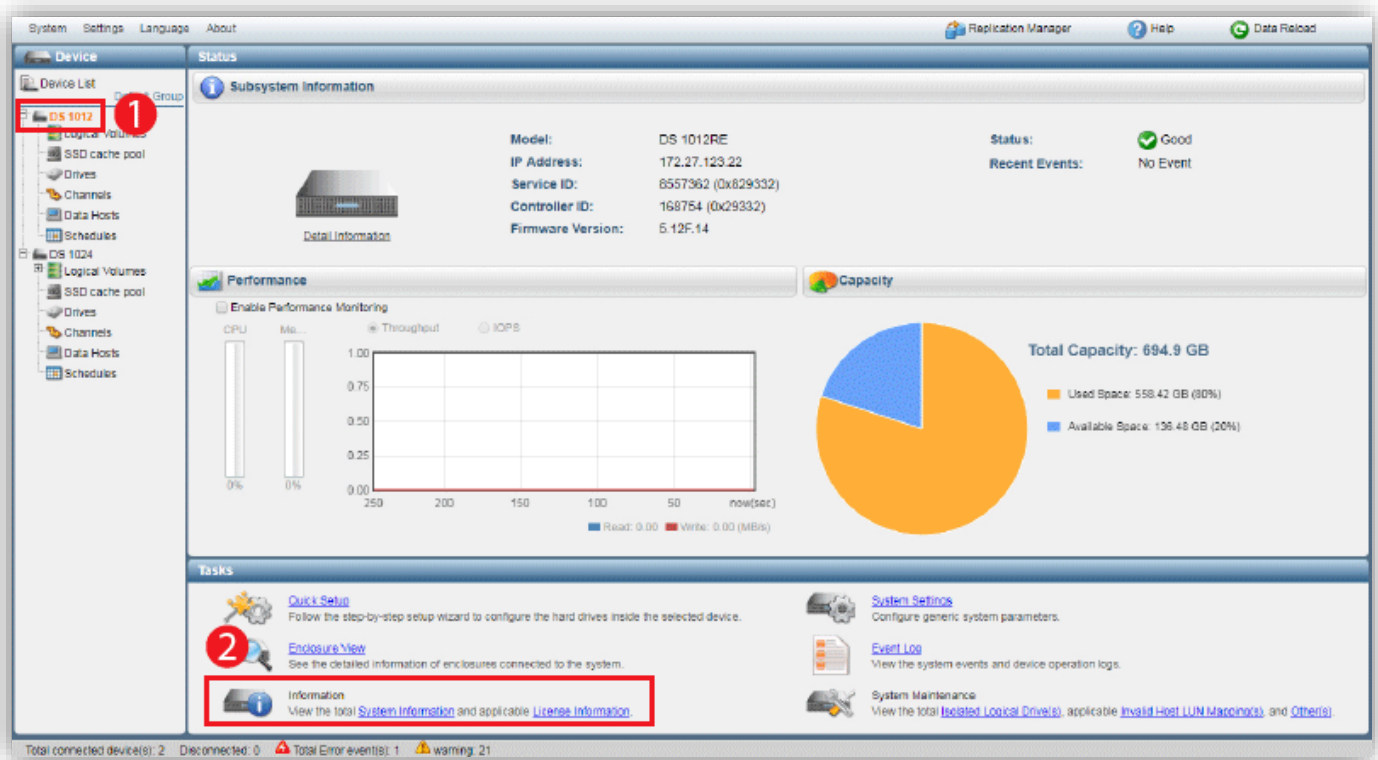
● For GS

1. In **EonOne**, go to **Settings > System > License management**.
2. Click on **Generate the license application file**. The license application file (LicenseApplyFile.bin) will be downloaded.

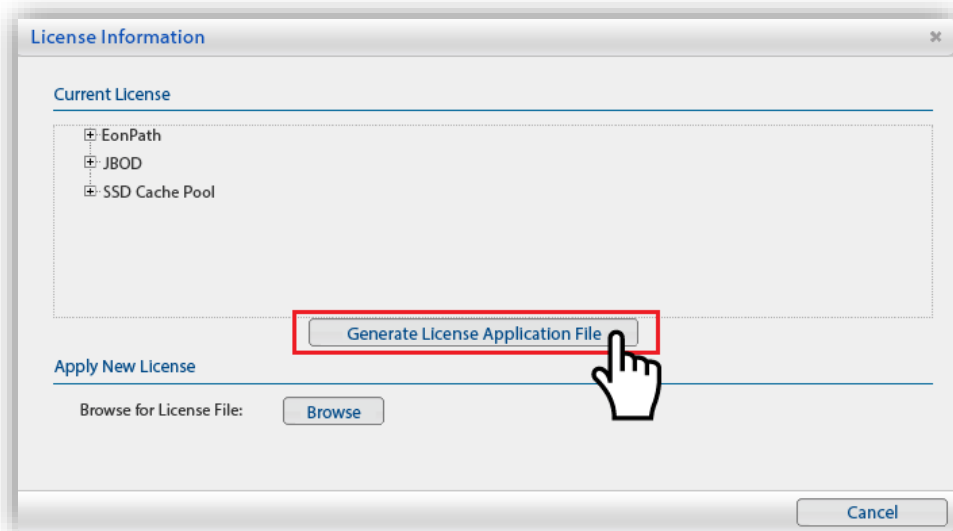


● **For DS**

1. In **SANWatch**, select the subsystem for which you want to apply for the license.
2. Go to **Tasks > Information > License Information**.

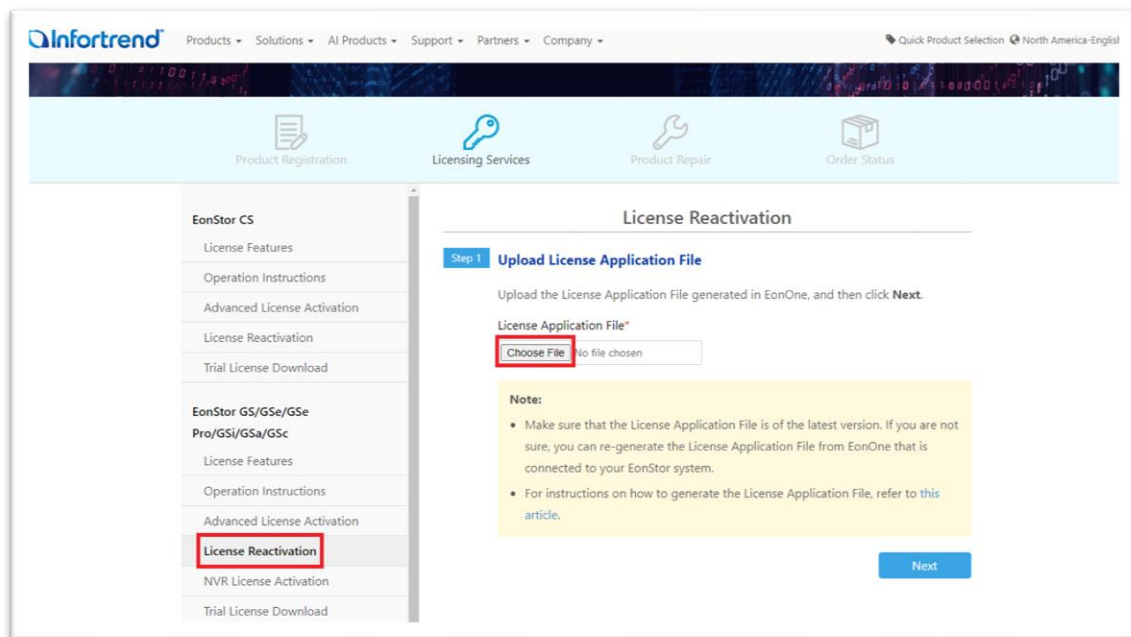


3. Click on **Generate the license application file**. The license application file (LicenseApplyFile.bin) will be downloaded.



Step 2: Download the license file from Infortrend's website

1. On Infortrend's official website (<https://www.infortrend.com>), go to **Support > Product Services > Licensing Services**.
2. Find GS or DS in the left menu and click **License Reactivation**.
3. Log in to your account. Create an account first if you do not have one.
4. Click **Choose File**, upload the license application file (LicenseApplyFile.bin), and click **Next**.



5. Preview the promotion license details. Promotion licenses are listed based on the PO Date of your purchased storage. Click **Next**.

Note: For the GS Remote Replication license, it is required to fill out an application form. The license can be activated only after the form is approved by Infortrend's engineer. For further assistance, please contact your supplier or Infortrend's sales representative for additional activation procedure.

License Reactivation

Step 2

Download License Key File

If the licenses shown below are correct, click **Next** to continue. In case of any error, contact Infortrend Technical Support.

Serial Number: HBCS000C1943000011

EonStor GS Series EonCloud Gateway Enterprise License / (License received for free)

EonStor GS Advanced Local Replication License (Snapshot and Volume Copy/Mirror) / (License

EonStor GS SSD Cache License / (License received for free)

EonStor GS/GSe File SSD Cache License / (License received for free)

To activate the license for remote replication, contact our sales representatives for assistance.

Next

6. Click **Download** to download the .lic license file.

License Reactivation

The application has been completed.

- Click **Download** to receive the License Key File and save it on your computer. You will not receive any email notification for license activation.
- Once the download is finished, upload the License Key File to EonOne.

Enable Eoncloud Gateway Ultimate 90 days trial.

For GSa model, firmware version must be 1.36N.01 or later.

For other GS model, firmware version must be 1.36F.09 or later.

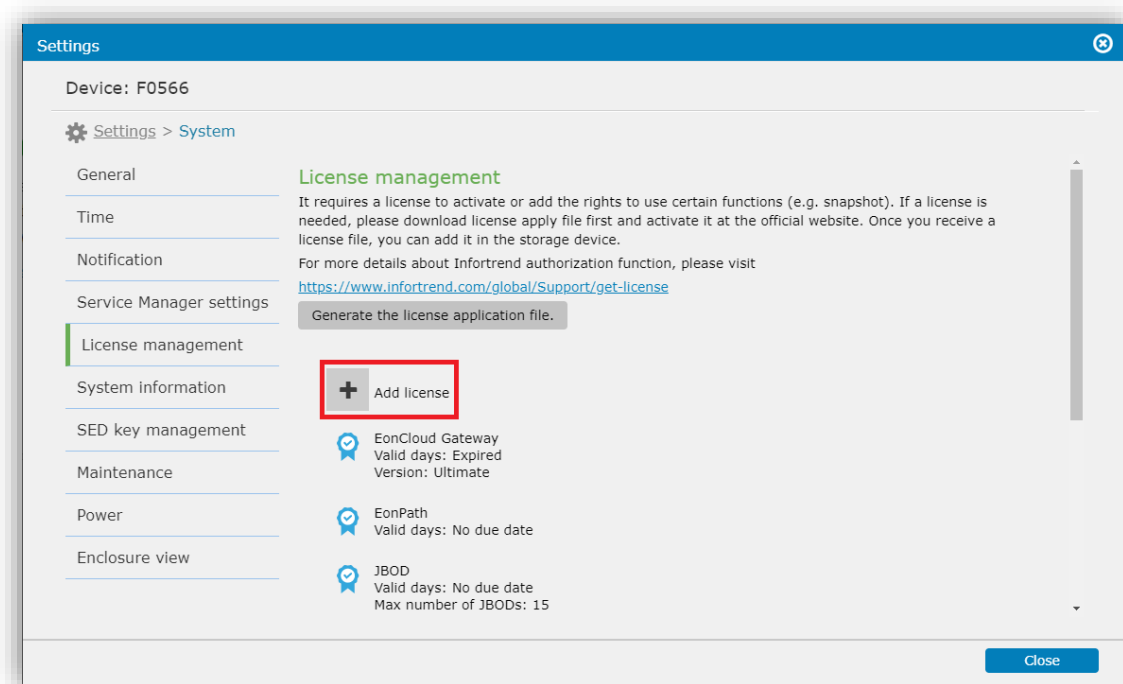
Note: In case you encounter any problem when uploading the License Key File to your EnoStor system, please re-generate the License Application File and go through the procedure again. If the problem still exists, contact Infortrend for help.

[Download](#)

Step 3: Add the license file to the storage

- **For GS**

1. In EonOne, go to **Settings > System > License management**.
2. Click **Add license**.
3. Upload the .lic license file to renew your storage licenses.



- **For DS**

1. In **SANWatch**, select the subsystem for which you want to activate the license.
2. Go to **Tasks > Information > License Information > Apply New License**.
3. Click **Browse** and upload the .lic license file.

Legal Disclaimer and Information

All Infortrend products, including the product that customers have purchased from Infortrend or its distributors, are subject to the latest Standard Warranty Policy available on the Infortrend website:

<https://www.infortrend.com/global/Support/terms-conditions>

Infortrend may from time to time modify, update or upgrade the software, firmware or any accompanying user documentation without any prior notice. Infortrend will provide access to these new software, firmware, or documentation releases from certain download sections of our website or through our service partners. Customer will be responsible for maintaining updated version of the software, firmware, or other documentation by downloading or obtaining from Infortrend, and installing designated updated code, including but not limited to firmware, microcode, basic input/out system code, utility programs, device drivers, and diagnostics delivered with Infortrend product.

Before installing any software, applications or components provided by a third party, customer should ensure that they are compatible and interoperable with Infortrend product by checking in advance with Infortrend. Customer is solely responsible for ensuring the compatibility and interoperability of the third party's products with Infortrend product.

Customer is further solely responsible for ensuring its systems, software, and data are adequately backed up as a precaution against possible failures, alternation, or loss. For any questions of hardware/ software compatibility, and the update/ upgrade code, customer should contact Infortrend sales representative or technical support for assistance.

To the extent permitted by applicable laws, Infortrend will NOT be responsible for any interoperability or compatibility issues that may arise when (1) products, software, or options not certified and supported by Infortrend are used; (2) configurations not certified and supported by Infortrend are used; (3) parts intended for one system are installed in another system of different make or model.

Trademarks

Infortrend, SANWatch, EonOne, EonStor and EonServ are registered trademarks or trademarks of Infortrend Technology, Inc. Other names prefixed with "IFT", "DS", "GS", "GSa", "GSc", "GSI", "GSe", "GSe Pro" are trademarks of Infortrend Technology, Inc. All other names, brands, products or services are trademarks or registered trademarks of their respective owners.

Contact Information

Website

For more information of Infortrend's products and services, visit:

<https://www.infortrend.com/global/Home>

Customer Support

Contact your system vendor or visit the following support site.

<http://www.infortrend.com/global/Support/Support>